

国际泛服务业研究院 学生会会员注册方法

第一步配置浏览器

请使用Firefox Edge Chrome浏览器

Firefox浏览器

Firefox(国际版) 电脑版下载:

<https://www.mozilla.org/zh-CN/firefox/>

将附件header_editor-4.1.1.xpi拖入浏览器安装




要添加 Header Editor 吗? 此扩展将可执行下列操作:

- 存取您在所有网站的数据
- 下载文件和读写浏览器的下载历史
- 存取浏览器标签页

[详细了解](#)

添加(A)

取消(C)



点击添加

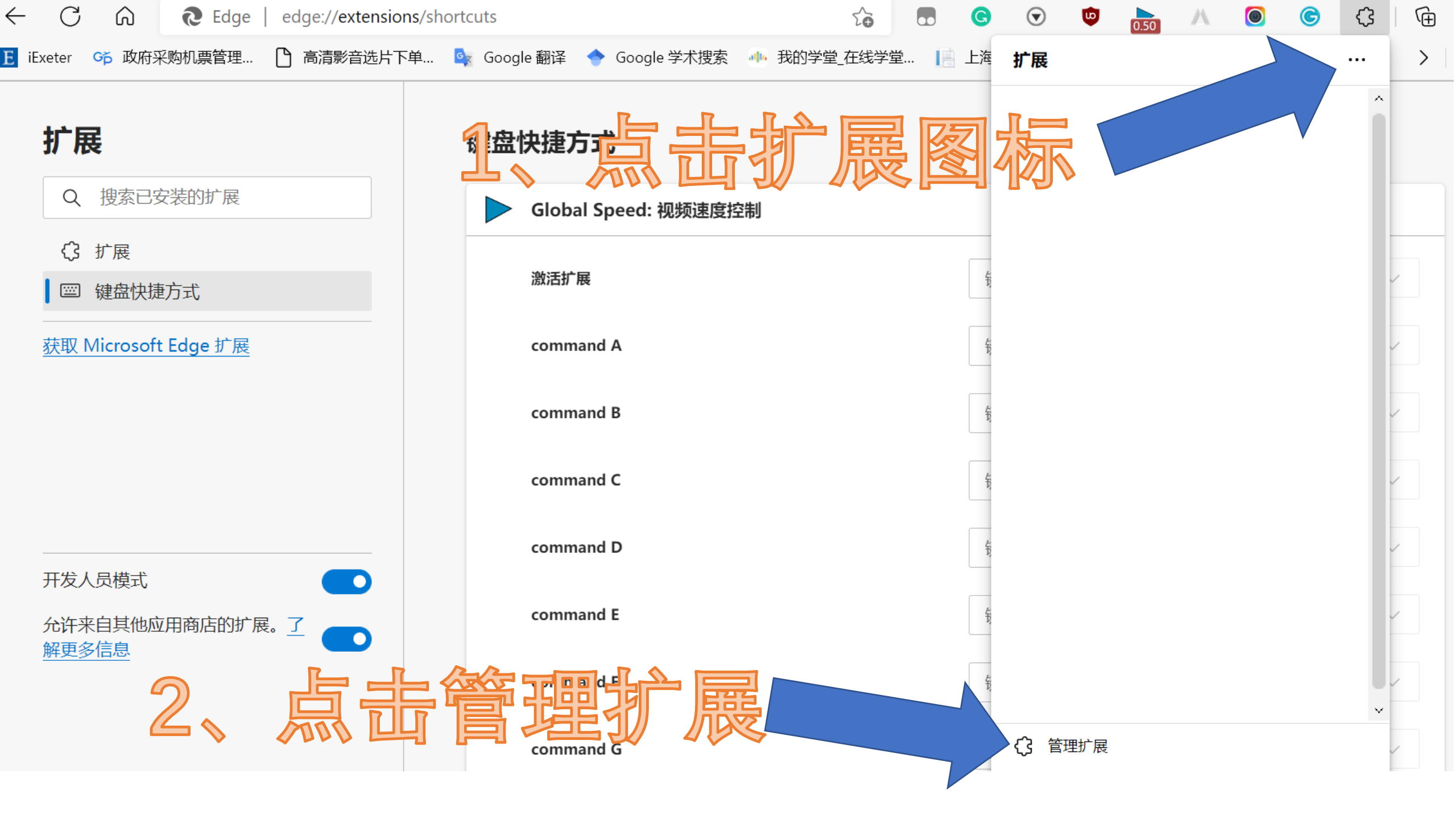


输入关键字, 在 百度 上搜索




Edge浏览器电脑版下载:


<https://www.microsoft.com/zh-cn/edge?form=MA13FJ#evergreen>

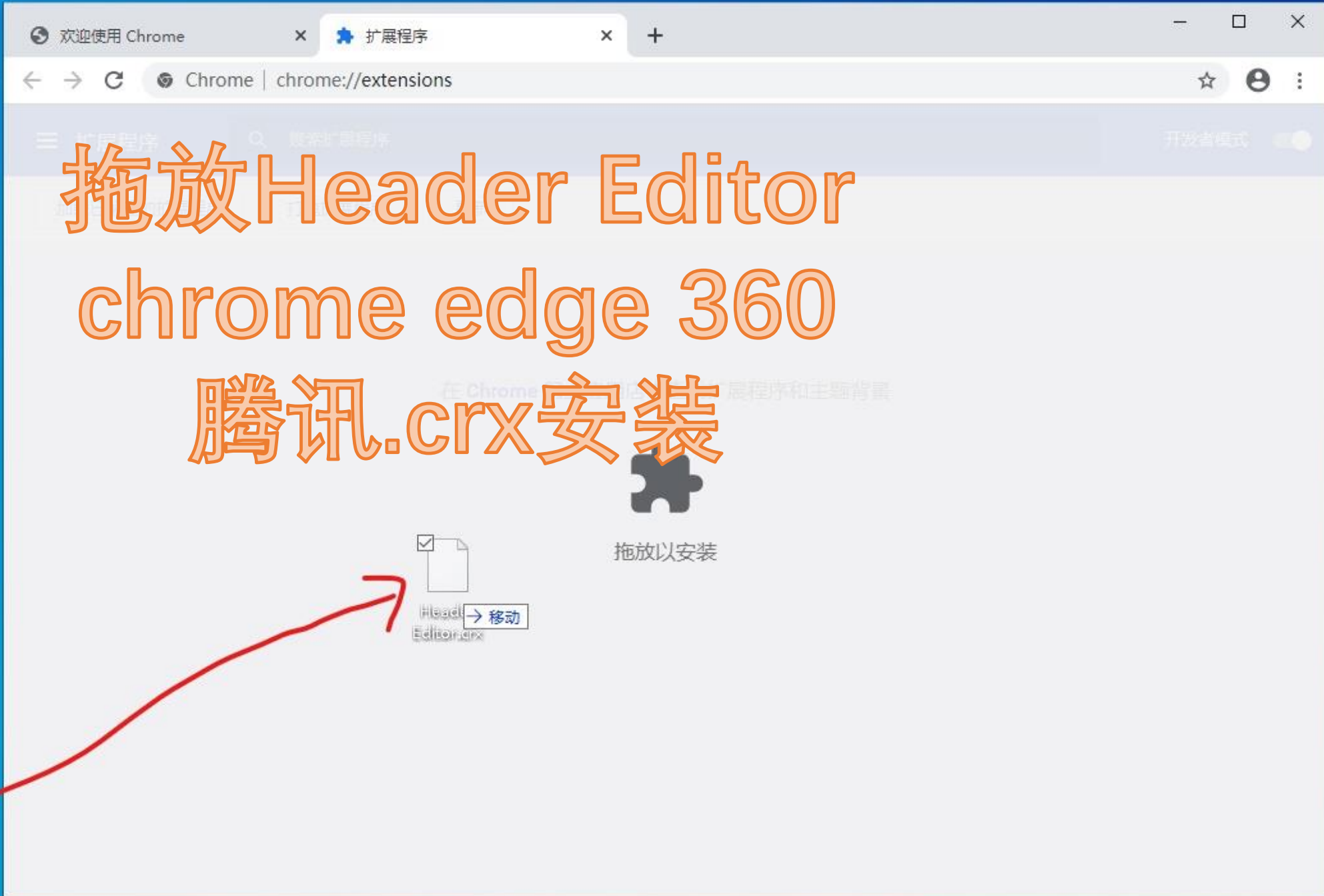


1、点击扩展图标



2、点击管理扩展





第二步配置插件

打开 Header Editor 插件的配置页面，选择“导入和导出”选项。

The screenshot shows the Chrome Extensions management interface. At the top, there is a blue header bar with a hamburger menu icon and the text "扩展程序" (Extensions) on the left, and a search bar with the text "搜索扩展程序" (Search extensions) on the right. Below the header, there are three buttons: "加载已解压的扩展程序" (Load unpacked extensions), "打包扩展程序" (Pack extension), and "更新" (Update). The main content area displays a card for the "Header Editor 4.0.7" extension. The card includes an icon of a pencil and paper, the title "Header Editor 4.0.7", a description "管理浏览器请求，包括修改请求头和响应头、重定向请求、取消请求" (Manage browser requests, including modifying request and response headers, redirecting requests, and canceling requests), and the ID "enigoockdidmgiojffjmkdblpjocbhgh". Below the ID are links for "查看视图" (View view) and "背景页" (Background page). At the bottom of the card, there are two buttons: "详细信息" (Details), which is highlighted with a red box, and "移除" (Remove). A toggle switch is also visible on the right side of the card.

扩展程序

搜索扩展程序

加载已解压的扩展程序

打包扩展程序

更新

Header Editor 4.0.7

管理浏览器请求，包括修改请求头和响应头、重定向请求、取消请求

ID: enigoockdidmgiojffjmkdblpjocbhgh

查看视图 背景页

详细信息 移除

https://blog.csdn.net/qq_42729058

加载已解压的扩展程序

打包扩展程序

更新

查看视图

- [背景页](#)

权限

- 读取您的浏览记录
- 管理您的下载内容

有权访问的网站

允许此扩展程序读取和更改您在所访问的网站上留存的所有数据: ?

- 点击时
- 在特定网站上
- 在所有网站上

在无痕模式下启用

警告: Google Chrome 无法阻止扩展程序记录您的浏览活动。要在无痕模式下停用该扩展程序, 请取消选中此选项。



收集各项错误



扩展程序选项



打开扩展程序网站



在 Chrome 网上应用店中查看详情



来源

Chrome 网上应用店

卸载扩展程序



本地文件

导出

导入

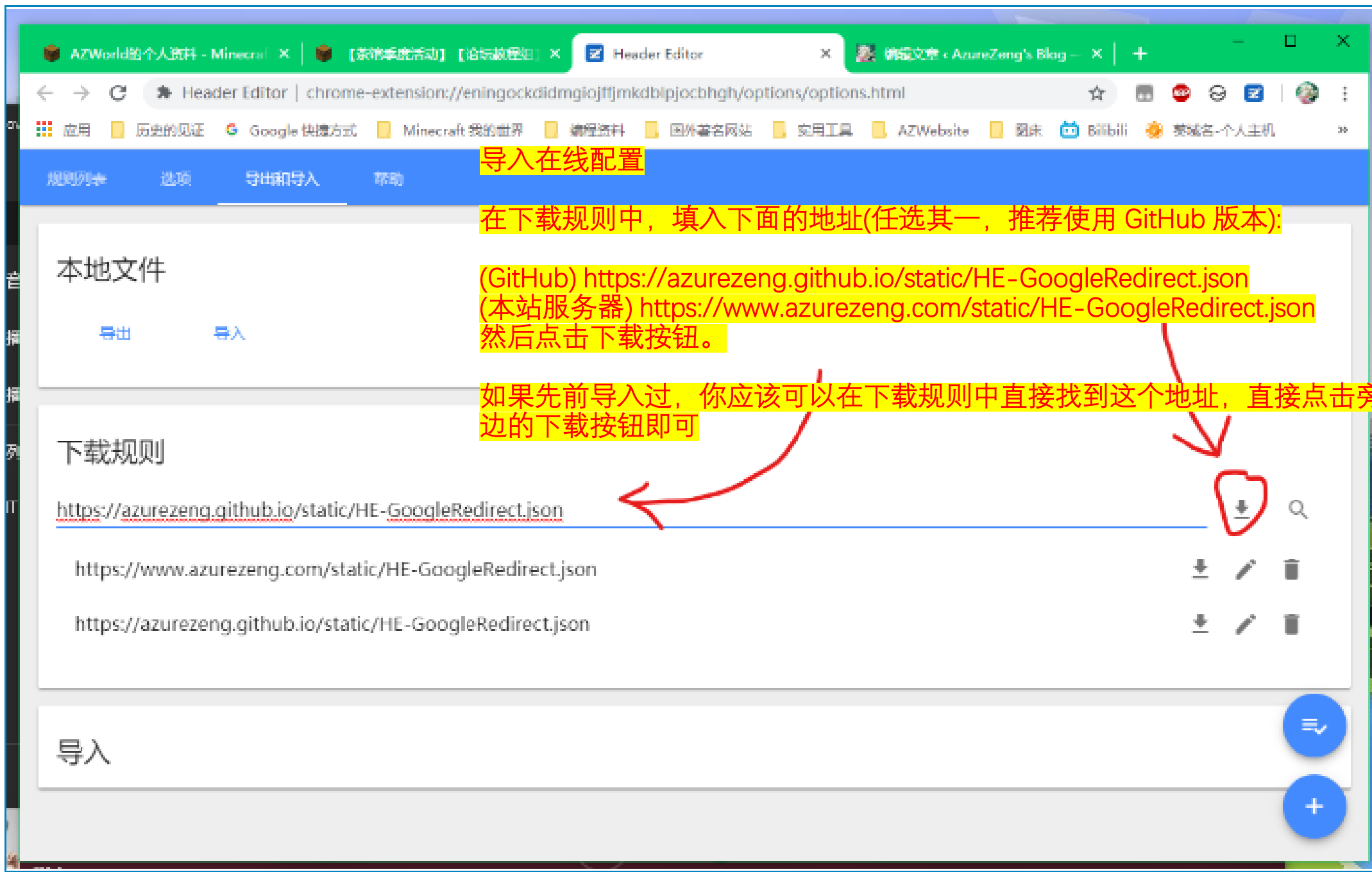
下载规则

URL



导入





导入在线配置

在下载规则中，填入下面的地址(任选其一，推荐使用 GitHub 版本):

(GitHub) <https://azurezeng.github.io/static/HE-GoogleRedirect.json>

(本站服务器) <https://www.azurezeng.com/static/HE-GoogleRedirect.json>

然后点击下载按钮。

如果先前导入过，你应该可以在下载规则中直接找到这个地址，直接点击旁边的下载按钮即可

接下来你应该会在“导入”看到相关规则(如果之前导入过,“操作”中的“添加”会显示为“覆盖已有”)。选择“保存”即可。

Header Editor | chrome-extension://eningockdidmgiojffjmkdpljocbhgh/options/options.html

应用 历史的见证 Google 快捷方式 Minecraft 我的世界 编程资料 国外著名网站 实用工具 AZWebsite 图床 Bilibili 爱域名·个人主机

https://azurezeng.github.io/static/HE-GoogleRedirect.json

https://www.azurezeng.com/static/HE-GoogleRedirect.json

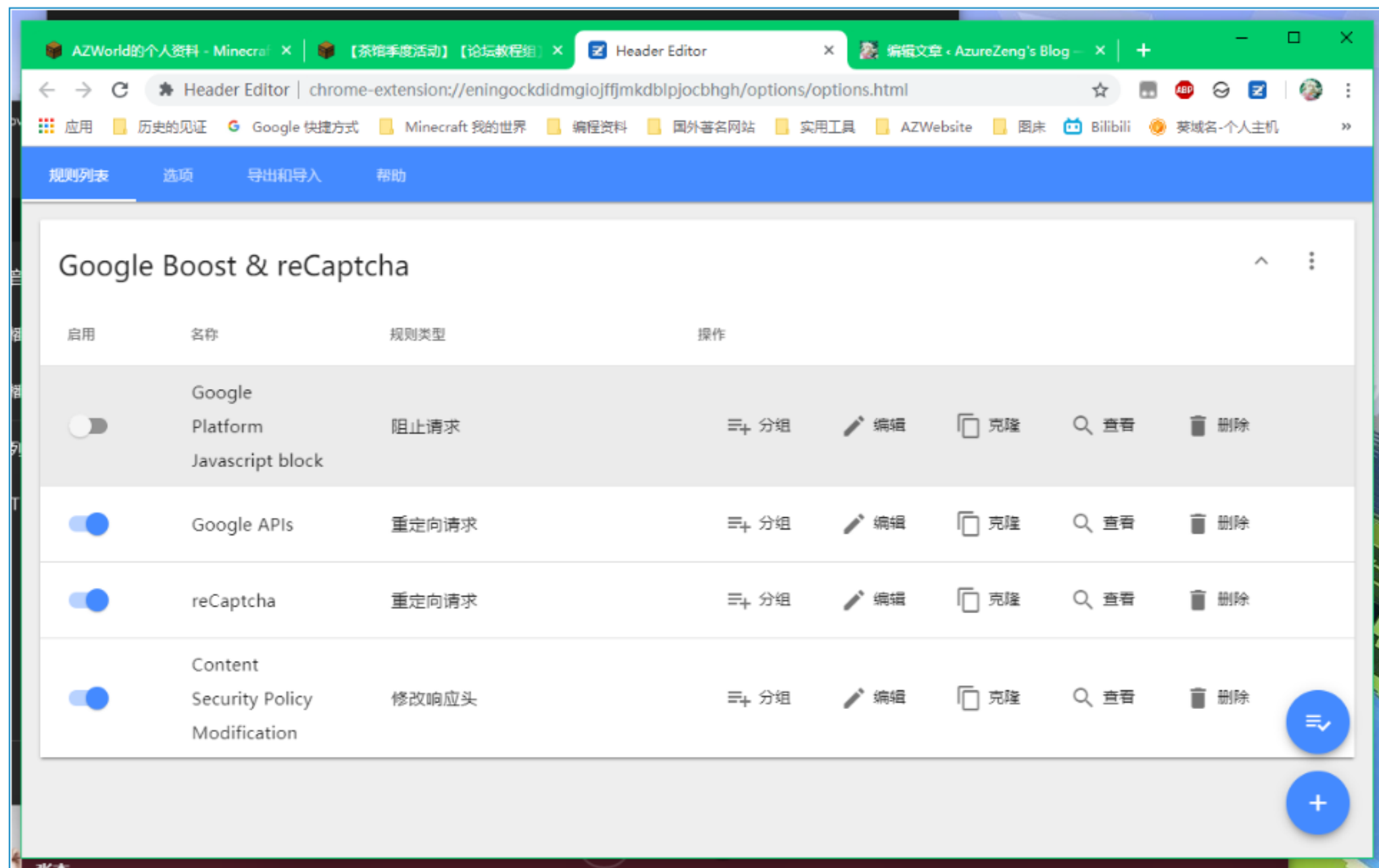
https://azurezeng.github.io/static/HE-GoogleRedirect.json

导入

名称	规则类型	建议分组	操作
Google APIs	重定向请求	未分组 选择	<input type="radio"/> 添加 <input checked="" type="radio"/> 覆盖已有 <input type="radio"/> 不导入
reCaptcha	重定向请求	未分组 选择	<input type="radio"/> 添加 <input checked="" type="radio"/> 覆盖已有 <input type="radio"/> 不导入
Content Security Policy Modification	修改响应头	未分组 选择	<input type="radio"/> 添加 <input checked="" type="radio"/> 覆盖已有 <input type="radio"/> 不导入

保存至 未分组 [选择](#) 建议分组 保存 取消

最后你的规则列表应该是这样的:



第三步注册会员

1. 扫描下图中的二维码，进入登录及填写信息页面。

Free student membership is available to those studying at Shanghai Business School.

The IoH is in partnership with Shanghai Business School through our Education Membership Scheme (EMS).

Become a student member and get:

- Affiliate membership status
- Instant credibility on your CV
- Access to our specialist resources and librarian
- Event invitations and networking opportunities
- Access to our mentoring scheme
- Student discounts on leading retail & leisure brands

To register:

Simply visit www.instituteofhospitality.org/student

Enter username **230107885** and password **motivation**



SCAN TO JOIN!

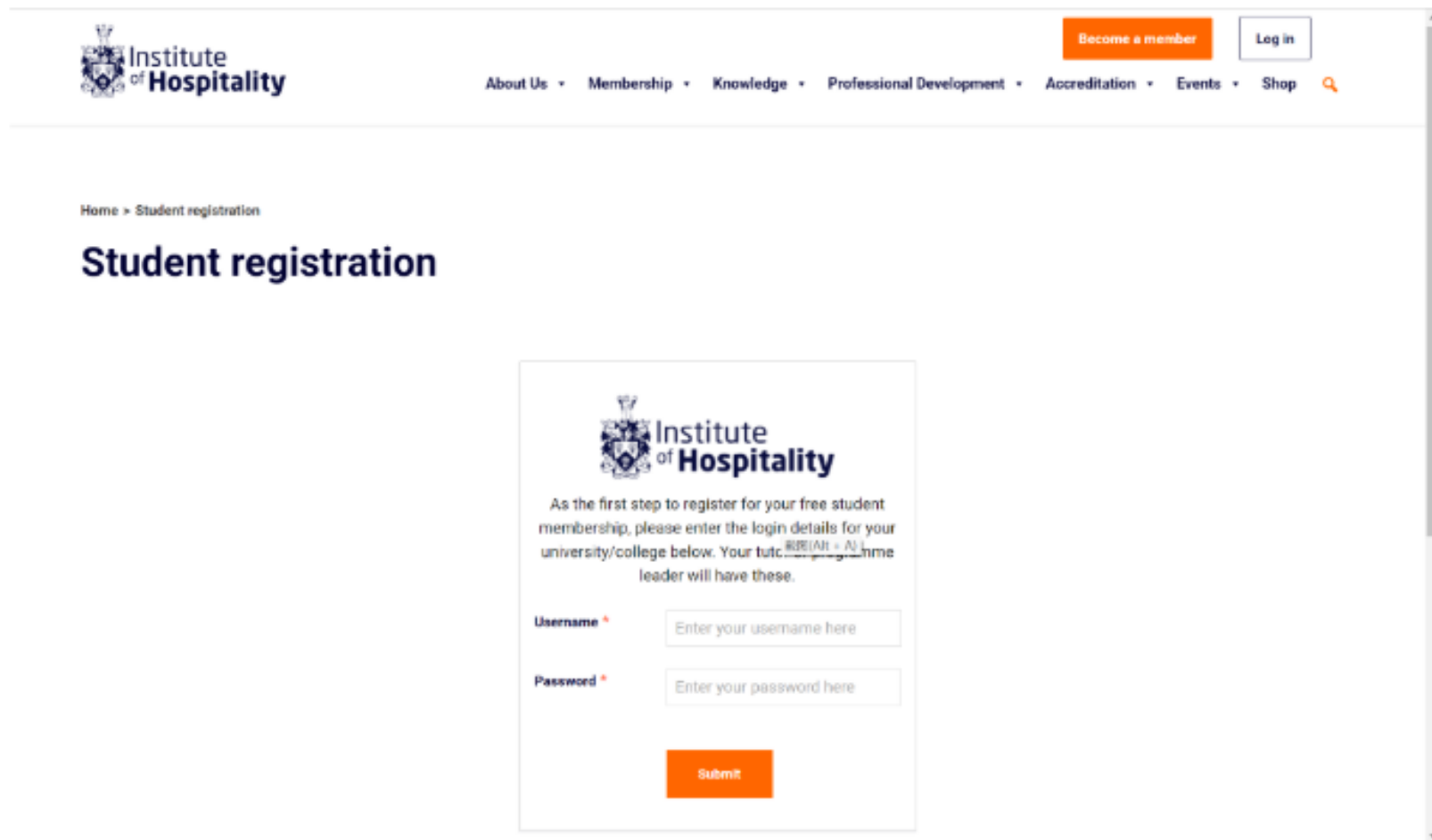


上海商学院

Shanghai Business School

2. 通过过二维码直接进入下图页面，并按网页页面要求填写用户名 **Username**和密码**Password**，注册时需为网站配置必要网络环境。

(用户名为：230107885，密码为：motivation)



The screenshot shows the Institute of Hospitality website's student registration page. At the top, there is a navigation bar with the Institute of Hospitality logo on the left, a 'Become a member' button, and a 'Log in' button. Below the navigation bar is a menu with links for 'About Us', 'Membership', 'Knowledge', 'Professional Development', 'Accreditation', 'Events', and 'Shop'. The main content area features a breadcrumb trail 'Home > Student registration' and a large heading 'Student registration'. Below the heading is a registration form box. The form contains the Institute of Hospitality logo, a paragraph of instructions, and two input fields: 'Username' and 'Password', both marked with a red asterisk. Below the input fields is an orange 'Submit' button.

Institute of Hospitality

Become a member Log in

About Us Membership Knowledge Professional Development Accreditation Events Shop

Home > Student registration

Student registration

Institute of Hospitality

As the first step to register for your free student membership, please enter the login details for your university/college below. Your tutor ^{REGISTRATION} name leader will have these.

Username *

Password *

Submit

Welcome,
Shanghai Business School

[Logout](#)

Student registration

英文填写详细信息和个人用户名 完成注册

As an Education Membership Scheme Student (EMS), you will be able to access your personal Member page on the Institute's online resources. This page will allow you to view your CPD total and you will also be able to Enquire Service provided by our qualified instructors.

IMPORTANT: If you have been provided with your EMS Student membership number and login details at an earlier date, please do not do the registration below again. In case you have forgotten your login details or you would like to change your email address or any of the other details you provided us with, please contact us at library@instituteofhospitality.org. We will update your membership record accordingly and send you a confirmation email. Thank you for your co-operation.

Title *	Please Select 
Last Name *	Enter your Last Name here
First Name *	Enter your First Name here
Middle Name	Enter your Middle Name here
Date of Birth (dd/mm/yyyy): *	dd/mm/yyyy
Mobile Number *	Enter your Mobile Number here
Personal email *	pmchen@sbs.edu.cn
Secondary email	Enter your Secondary email here
Password * <ul style="list-style-type: none">• At least 8 characters long• At least one from at least 3 of these - lowercase, uppercase, number, special character (i.e. ?!\$@*)
Course End Date (dd/mm/yyyy): *	dd/mm/yyyy

* I agree that I have read and agreed to the [Institute of Hospitality's Terms and Conditions](#)

注意 address line 必须填写 Line1 和Line2

ADDRESS LINE 1:*

huangchengdong Rd #496

ADDRESS LINE 2:

Complex building 404 room

ADDRESS LINE 3:

TOWN:*

Shanghai

COUNTY:*

-- Select State --

COUNTRY:*

China